


“Turtle Tuesday” Logo Challenges

August 1, 2023

Challenge No. 44

Can you draw a picket fence in Logo?



Our solution:

```
TO PICKETFENCE
DRAW PU BK 100 LT 90 FD 140 RT 90 PD SETW 2
REPEAT 7 [PICKET PU RT 90 FD 25 LT 90 PD]
PU FD 165 LT 90 FD 435 RT 90 PD
RT 90 REPEAT 2 [FD 425 RT 90 FD 20 RT 90]
PU RT 90 FD 75 LT 90 PD
REPEAT 2 [FD 425 RT 90 FD 20 RT 90]
FLOWERS
END
```

```
TO PICKET
FD 225 RT 30
FD 35 LT 60 BK 35 RT 30 BK 225
LT 90 FD 35 BK 35 RT 90
END
```

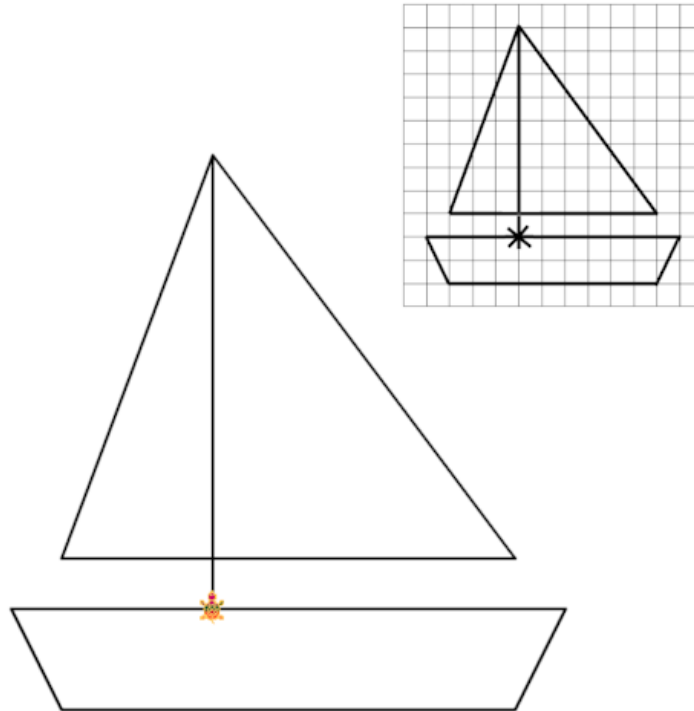
```
TO FLOWER :SIZE :COLOR
SETPC "GREEN
FD 40 SETPC :COLOR
REPEAT 10 [REPEAT 10 [FD :SIZE RT 36]
RT 36]
END
```

```
TO FLOWERS
PU SETPOS [-123 -110] SETH 0 PD
FLOWER 6 "RED
PU SETPOS [-2 -110] PD
FLOWER 4 "ORANGE
PU SETPOS [117 -110] PD
FLOWER 5 "PURPLE
PU SETPOS [238 -110] PD
FLOWER 3 "HOTPINK
END
```

August 8, 2023

Challenge No. 45

Can you draw this sailboat in Logo using coordinate commands?
For example: SETPOS [0 30] – Use graph paper to plan your design.




Our solution:

```
TO SAILBOAT
DRAW SETW 2
SETPOS [0 0]
SETPOS [0 320]
SETPOS [-120 0]
SETPOS [240 0]
SETPOS [0 320]
SETPOS [0 0]
SETPOS [0 -40]
SETPOS [-160 -40]
SETPOS [-120 -120]
SETPOS [240 -120]
SETPOS [280 -40]
SETPOS [0 -40]
END
```

August 15, 2023

Challenge No. 46

Can you draw a sand castle in Logo?
Check out SETPATTERN to create different FILL effects.



Our solution:

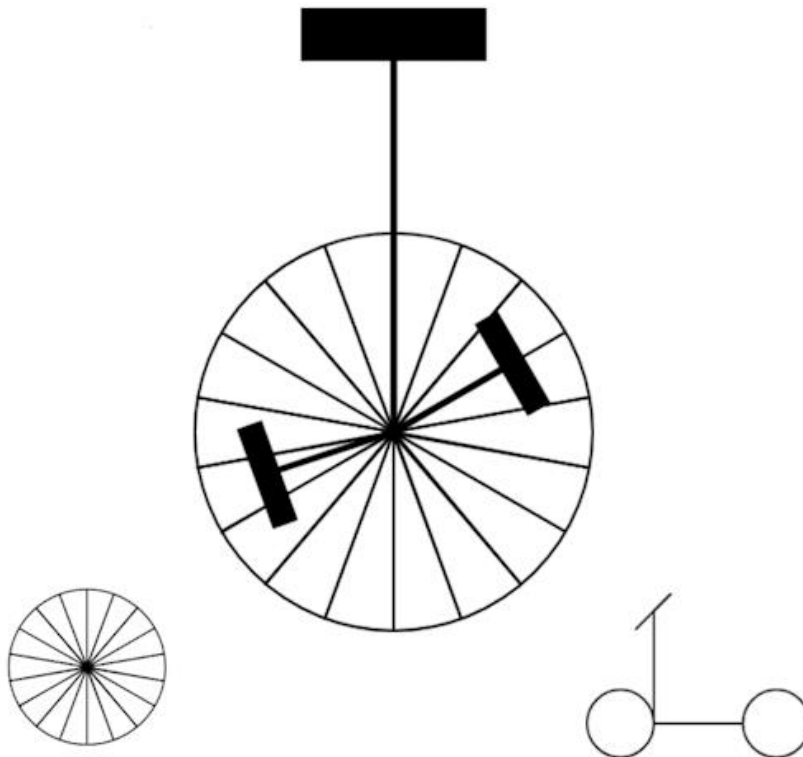
```
TO SANDCASTLE
DRAW PU SETPOS [-175 -25] PD
SETPC "TAN
SETPATTERN 9
TOWER
PU BK 150 RT 90 FD 125 LT 90 PD
TOWER
PU HOME BK 25 LT 90 FD 55 RT 90 PD
(STAMPRECT 113 250 TRUE)
PU FD 250 PD RT 30
REPEAT 3 [FD 113 RT 120]
PU RT 45 FD 10 PD FILL PU HOME
PU SETPOS [-33 -25] PD
SETPC "ROSYBROWN
FD 100
REPEAT 36 [FD 3 RT 5]
SETH 0 BK 100
END
```

```
TO TOWER
SETPC "ROSYBROWN (STAMPRECT 120 150
FALSE)
SETPC "TAN (STAMPRECT 120 150 TRUE)
PU FD 150 PD
REPEAT 4 [SETPC "TAN (STAMPRECT 12 18
TRUE) SETPC "ROSYBROWN (STAMPRECT 12
18 FALSE) RT 90 FD 27 LT 90]
SETPC "TAN (STAMPRECT 12 18 TRUE)
SETPC "ROSYBROWN (STAMPRECT 12 18
FALSE)
SETPC "TAN
END
```

August 22, 2023

Challenge No. 47

Can you draw a unicycle in Logo?
Or a bicycle wheel or a scooter?



Our solutions:

```
TO UNICYCLE
STAMPOVAL 150 150
REPEAT 18 [FD 150 BK 150 RT 20]
SETW 5 RT 60 FD 110
PU LT 85 FD 40 PD
(STAMPRECT 20 80 TRUE 150)
PU HOME PD
PU LT 85 FD 100 LT 90 PD
(STAMPRECT 20 80 TRUE 160)
PU LT 10 FD 40 LT 90 PD HOME
FD 280 PU RT 90 FD 70 LT 90 PD
(STAMPRECT 40 140 TRUE 270)
PU LT 90 FD 70 RT 90
FD 40
END
```


```
TO WHEEL
(STAMPOVAL 100 100)
REPEAT 18 [FD 100 BK 100 RT 20]
END
```

```
TO SCOOTER
(STAMPOVAL 30 30)
PU LT 90 FD 30 PD
FD 80
PU FD 30 RT 90 PD
(STAMPOVAL 30 30)
PU RT 90 FD 30 LT 90 PD
FD 100
RT 45 FD 22 BK 44 HT
END
```

August 29, 2023

Challenge No. 48

Can you draw these ocean waves in Logo?



Our solution:

```
TO WAVES
DRAW SETBG "PALETURQUOISE
SETW 7
SETPC "LIGHTSKYBLUE
HT PU SETPOS [-300 200] PD WAVE
SETPC "SKYBLUE
HT PU SETPOS [-400 100] PD WAVE
SETPC "CORNFLOWERBLUE
PU SETPOS [-300 0] PD WAVE
SETPC "ROYALBLUE
PU SETPOS [-400 -100] PD
WAVE
END
```

```
TO WAVE
SETH 45
REPEAT 4 [REPEAT 180 [FD .25 RT .5 FD .25] REPEAT 180 [FD .25 LT .5 FD .25]]
END
```

To see the colors, open the Toolbox in Logo, choose colors, and hover over the boxes to view the color names.

See also the Colors page: <https://resources.terrapinlogo.com/weblogo/manual/colors>