

# “Turtle Tuesday” Logo Challenges

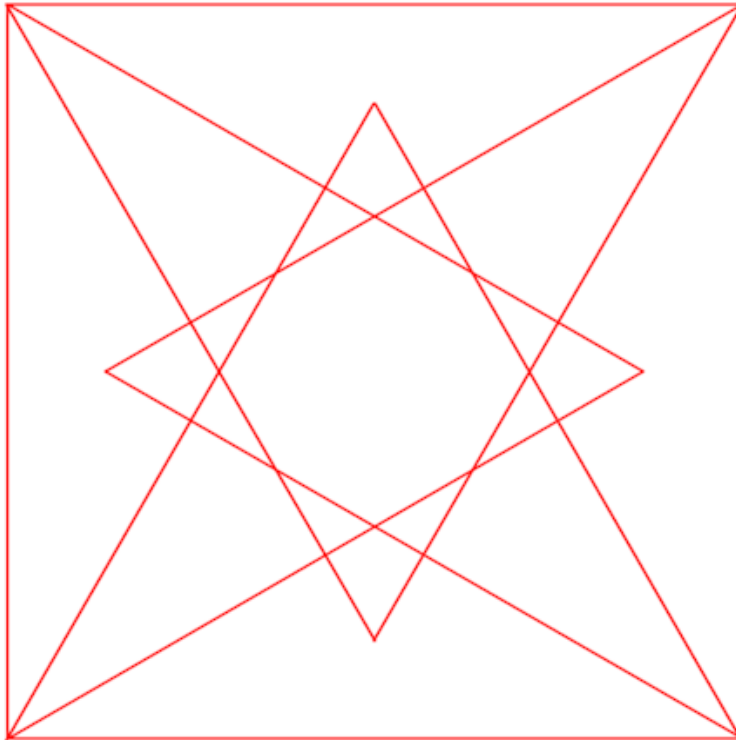
---

**February 6, 2024**

## Challenge No. 71

for Logo, Pro-Bot, and *Kinderlogo* users

Can you draw this design using REPEAT?



Our solution:

```
TO SHAPES
SETPC "RED
SETW 2
PU SETXY [-300 -300] PD
REPEAT 4 [REPEAT 3 [FD 600 RT 120] FD 600 RT 90]
END
```

**Tips:**

With Pro-Bot, you can store instructions in procedures.

At Level 5 in *Kinderlogo*, you can store a set of instructions with a letter name.


February 13, 2024

## Challenge No. 72

for Logo users

Can you get the turtle to juggle balls? Use the images in the Toolbox.

LOADSHAPE "~HOME/TOOLBOX/JUGGLING/JUGGLE0.PNG| WAIT 75



Our solution:


```
TO JUGGLE
LOADSHAPE "~HOME/TOOLBOX/JUGGLING/JUGGLE0.PNG| WAIT 75
LOADSHAPE "~HOME/TOOLBOX/JUGGLING/JUGGLE1.PNG| WAIT 75
LOADSHAPE "~HOME/TOOLBOX/JUGGLING/JUGGLE2.PNG| WAIT 75
LOADSHAPE "~HOME/TOOLBOX/JUGGLING/JUGGLE3.PNG| WAIT 75
LOADSHAPE "~HOME/TOOLBOX/JUGGLING/JUGGLE4.PNG| WAIT 75
LOADSHAPE "~HOME/TOOLBOX/JUGGLING/JUGGLE5.PNG| WAIT 75
LOADSHAPE "~HOME/TOOLBOX/JUGGLING/JUGGLE6.PNG| WAIT 75
LOADSHAPE "~HOME/TOOLBOX/JUGGLING/JUGGLE7.PNG| WAIT 75
LOADSHAPE "~HOME/TOOLBOX/JUGGLING/JUGGLE8.PNG| WAIT 75
LOADSHAPE "~HOME/TOOLBOX/JUGGLING/JUGGLE9.PNG| WAIT 75
LOADSHAPE "~HOME/TOOLBOX/JUGGLING/JUGGLE10.PNG| WAIT 75
LOADSHAPE "~HOME/TOOLBOX/JUGGLING/JUGGLE11.PNG| WAIT 75
LOADSHAPE "~HOME/TOOLBOX/JUGGLING/JUGGLE12.PNG| WAIT 75
LOADSHAPE "~HOME/TOOLBOX/JUGGLING/JUGGLE13.PNG| WAIT 75
LOADSHAPE "~HOME/TOOLBOX/JUGGLING/JUGGLE14.PNG| WAIT 75
LOADSHAPE "~HOME/TOOLBOX/JUGGLING/JUGGLE15.PNG| WAIT 75
LOADSHAPE "~HOME/TOOLBOX/JUGGLING/JUGGLE16.PNG| WAIT 75
LOADSHAPE "~HOME/TOOLBOX/JUGGLING/JUGGLE17.PNG| WAIT 75
LOADSHAPE "~HOME/TOOLBOX/JUGGLING/JUGGLE18.PNG| WAIT 75
LOADSHAPE "~HOME/TOOLBOX/JUGGLING/JUGGLE19.PNG| WAIT 75
LOADSHAPE "~HOME/TOOLBOX/JUGGLING/JUGGLE20.PNG| WAIT 75
LOADSHAPE "~HOME/TOOLBOX/JUGGLING/JUGGLE21.PNG| WAIT 75
LOADSHAPE "~HOME/TOOLBOX/JUGGLING/JUGGLE22.PNG| WAIT 75
LOADSHAPE "~HOME/TOOLBOX/JUGGLING/JUGGLE23.PNG| WAIT 75
JUGGLE
END
DRAW SETTS 5 JUGGLE
```

**February 20, 2024**

## Challenge No. 73

for Logo, Pro-Bot, and *Kinderlogo* users

Can you draw some letters and their outlines?



Our solutions:

```
TO L
SETPC "BLUE
SETW 2
FD 300 BK 300 RT 90 FD 150
END
```

```
TO E
SETPC "RED
SETW 2
FD 300
RT 90 FD 200 BK 200 LT 90 BK 150
RT 90 FD 150 BK 150 LT 90 BK 150
RT 90 FD 200 BK 200 LT 90
END
```

```
TO LOUTLINE
SETPC "BLUE
SETW 2
FD 300 RT 90 FD 20 RT 90
FD 280 LT 90 FD 130
RT 90 FD 20 RT 90 FD 150
END
```

```
TO EOUTLINE
SETPC "RED
SETW 2
FD 300
RT 90 FD 200 RT 90 FD 15 RT 90 FD 185
LT 90 FD 128 LT 90 FD 135
RT 90 FD 15 RT 90 FD 135
LT 90 FD 128 LT 90 FD 185
RT 90 FD 15 RT 90 FD 200
END
```

**February 27, 2024**

## Challenge No. 74

for Logo users

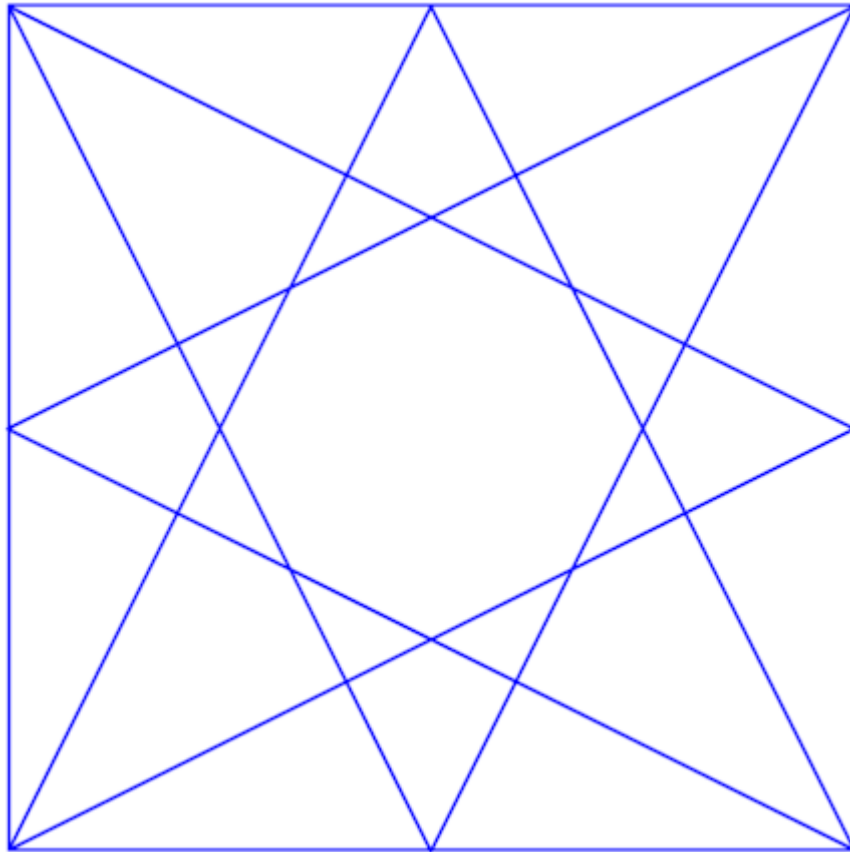
Can you draw this design?

Compare it to the February 6 challenge. They are similar, but not the same.

### *Hints:*

Use `TOWARDS [x y]` to figure out what angle will point the turtle to a specific point.

Use `DISTANCE [x y]` to figure out how many turtle steps it is to a specific point



Our solution:

```
TO SHAPES
SETPC "BLUE SETW 2
PU SETXY [-300 -300] PD
REPEAT 4 [FD 600 RT 90]
REPEAT 4 [DESIGN RT 116.565]
END
```

```
TO DESIGN
RT 26.565 FD 670.82 RT 153.435 - 26.565 FD 670.82
END
```