

“Turtle Tuesday” Logo Challenges and Solutions

Challenge No. 5 — November 1, 2022

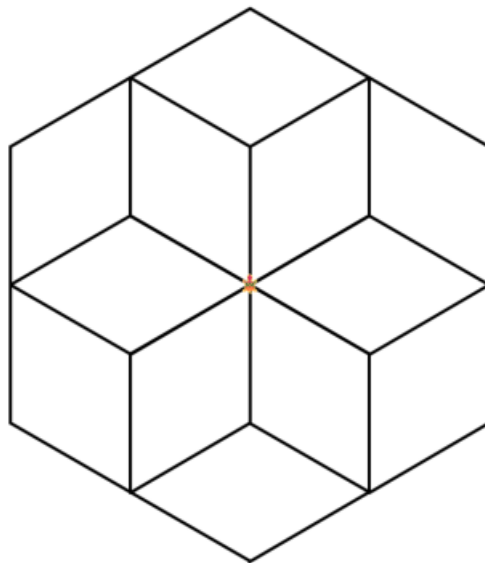


Our Solution (your distances may vary):

```
RT 30 REPEAT 4 [FD 150 RT 120 FD 150 LT 120]
```

For a harder challenge, make the mountains steeper or make more of them.

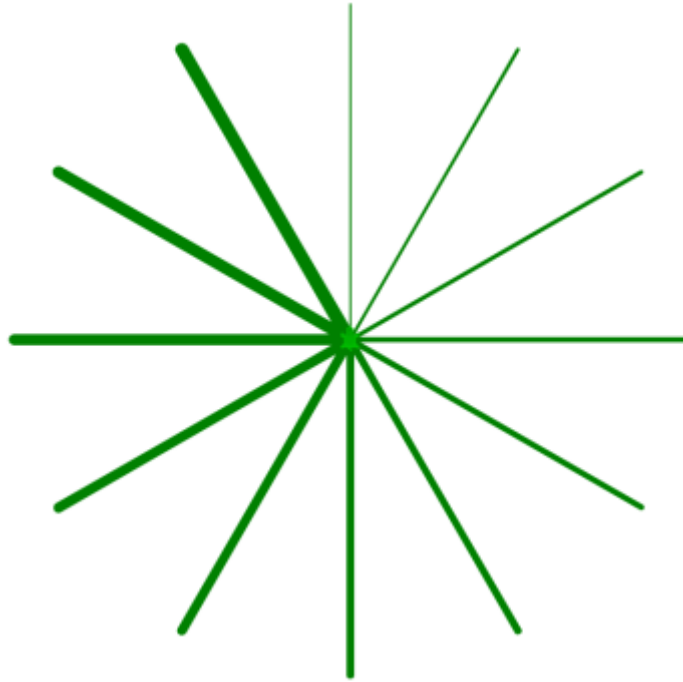
Challenge No. 6 — November 8, 2022



Our Solution (your distances may vary):

```
REPEAT 6 [REPEAT 6 [FD 160 RT 60] RT 60]
```

Challenge No. 7 — November 15, 2022

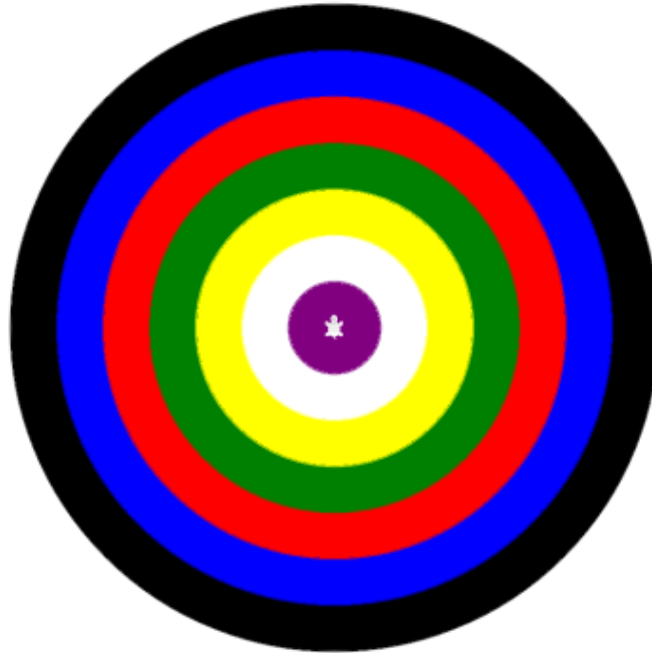


Our Solution (your distances may vary):

```
SETPC "GREEN REPEAT 12 [SETWIDTH WIDTH + 1 FD 350 BK 350 RT 30]
```

The **SETWIDTH** command sets the width of the turtle's pen.
The **WIDTH** command reports the width of the turtle's pen.

Challenge No. 8 — November 22, 2022



Our Solution (your distances may vary):

```
SETPC "BLACK STAMPOVAL 350 350 FILL
SETPC "BLUE STAMPOVAL 300 300 FILL
SETPC "RED STAMPOVAL 250 250 FILL
SETPC "GREEN STAMPOVAL 200 200 FILL
SETPC "YELLOW STAMPOVAL 150 150 FILL
SETPC "WHITE STAMPOVAL 100 100 FILL
SETPC "PURPLE STAMPOVAL 50 50 FILL
```

The **STAMPOVAL** command takes two inputs.
Use it to create circles and ovals.

The first input is the oval's radius in the horizontal direction (width).
The second input is its radius in the vertical direction (height).

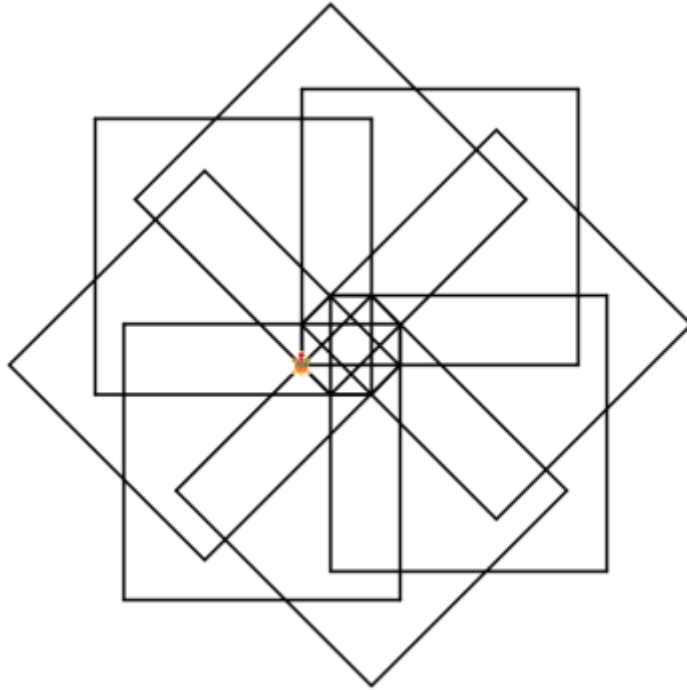
If the inputs are the same, the turtle draws a circle.

If the inputs are different, the turtle draws an oval.

For example, compare these:

```
STAMPOVAL 100 50
STAMPOVAL 100 100
```

Challenge No. 9 — November 29, 2022



Our Solution (your distances may vary):

```
REPEAT 8 [REPEAT 4 [FD 270 RT 90] FD 40 RT 45]
```